

Bourdon tube pressure gauge, copper alloy Stainless steel case, liquid filling, NS 50, 63 and 100 Model 213.53



for further approvals see
page 3

Applications

- For measuring points with high dynamic pressure loads and vibrations
- For gaseous and liquid media that are not highly viscous or crystallising and will not attack copper alloy parts
- Hydraulics
- Compressors, shipbuilding

Special features

- Vibration and shock-resistant
- Especially robust design
- Type approval for the shipbuilding industry
- Scale ranges up to 0 ... 1,000 bar



**Bourdon tube pressure gauge, model 213.53.100,
lower mount**

Description

The liquid-filled model 213.53 Bourdon tube pressure gauge is constructed with a case from stainless steel and wetted parts from copper alloy.

The model 213.53 meets the requirements of the international industry standard EN 837-1 for Bourdon tube pressure gauges.

Due to the liquid filling in the case, the pressure element and movement are efficiently damped. Therefore, these instruments are particularly suited to measuring points with high dynamic loads, such as fast load cycles or vibrations.

The cases of the model 213.53 are available in nominal sizes of 50, 63 and 100 mm and fulfil IP65 ingress protection. With an accuracy of up to class 1.0, this pressure gauge is suitable for a wide range of applications in industry.

For mounting in control panels, the pressure gauges with a back mount process connection can be fitted with a mounting flange or with a triangular bezel and mounting bracket.

Specifications

Design

EN 837-1

Nominal size in mm

50, 63, 100

Accuracy class

NS 50, 63: 1.6

NS 100: 1.0

Scale ranges

NS 50: 0 ... 1 to 0 ... 1,000 bar

NS 63, 100: 0 ... 0.6 to 0 ... 1,000 bar

Pressure limitation

NS 50, 63: Steady: 3/4 x full scale value

Fluctuating: 2/3 x full scale value

Short time: Full scale value

NS 100: Steady: Full scale value

Fluctuating: 0.9 x full scale value

Short time: 1.3 x full scale value

Permissible temperature

Ambient: -20 ... +60 °C

Medium: +60 °C maximum

Temperature effect

When the temperature of the measuring system deviates from the reference temperature (+20 °C): max. $\pm 0.4 \%$ /10 K of the span

Ingress protection per IEC/EN 60529

IP65

Process connection

Copper alloy

Lower mount or back mount

NS 50, 63: G 1/4 B (male), SW 14

NS 100: G 1/2 B (male), SW 22

Pressure element

NS 50:

Copper alloy, C-type or helical type

NS 63:

≤ 400 bar: Copper alloy, C-type or helical type

> 400 bar: ≥ 400 bar: Stainless steel 316L, helical type

Dial

NS 50, 63: Plastic ABS, white, with pointer stop pin

NS 100: Aluminium, white, black lettering

Pointer

NS 50, 63: Plastic, black

NS 100: Aluminium, black

Case

Stainless steel, natural finish

Sealing towards process connection with O-ring

With all scale ranges, the filling plug can be vented for internal pressure compensation.

Position of blow-out device

NS 50: Case back, at 12 o'clock

NS 63, 100: Case circumference, at 12 o'clock

Window

Plastic, crystal-clear

Ring

Crimped triangular bezel, stainless steel, glossy finish

Filling liquid

Glycerine

Options

- Other process connection
- Sealings (model 910.17, see data sheet AC 09.08)
- Measuring system and movement from stainless steel (model 233.53)
- NS 100: Zero point adjustment (in front)
- Increased medium temperature with special soft solder
 - NS 50, 63: 100 °C
 - NS 100: 150 °C
- Extended ambient temperature range -40 ... +60 °C with silicone oil filling
- Panel mounting flange, stainless steel, for back mount connection
- Surface mounting flange, stainless steel (only NS 63, 100)
- Mounting clamp, for back mount

NS 100:








< 100 bar: Copper alloy, C-type

≥ 100 bar: Stainless steel 316L, helical type

Movement

Copper alloy

Approvals

Logo	Description	Country
	EU declaration of conformity Pressure equipment directive PS > 200 bar, module A, pressure accessory	European Union
	GOST (option) Metrology, measurement technology	Russia
	KazInMetr (option) Metrology, measurement technology	Kazakhstan
-	MTSCHS (option) Permission for commissioning	Kazakhstan
	BelGIM (option) Metrology, measurement technology	Belarus
	UkrSEPRO (option) Metrology, measurement technology	Ukraine
	Uzstandard (option) Metrology, measurement technology	Uzbekistan
-	CPA Metrology, measurement technology	China
	GL Ships, shipbuilding (e.g. offshore)	International
-	CRN Safety (e.g. electr. safety, overpressure, ...)	Canada

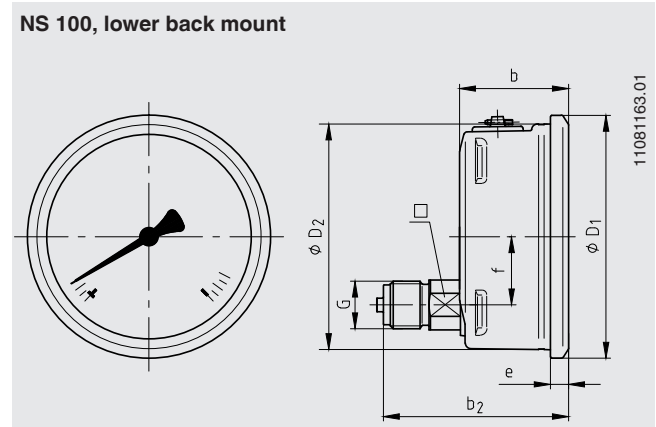
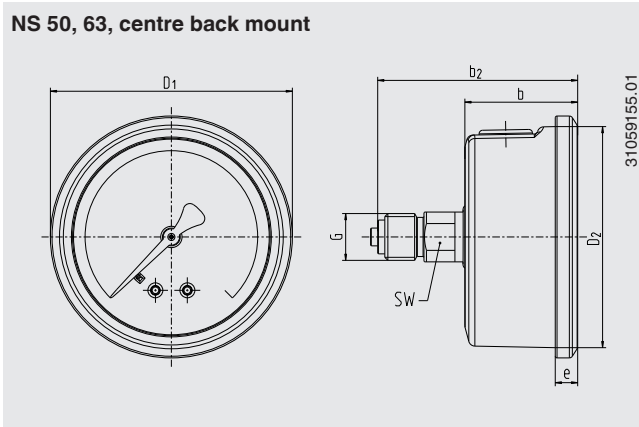
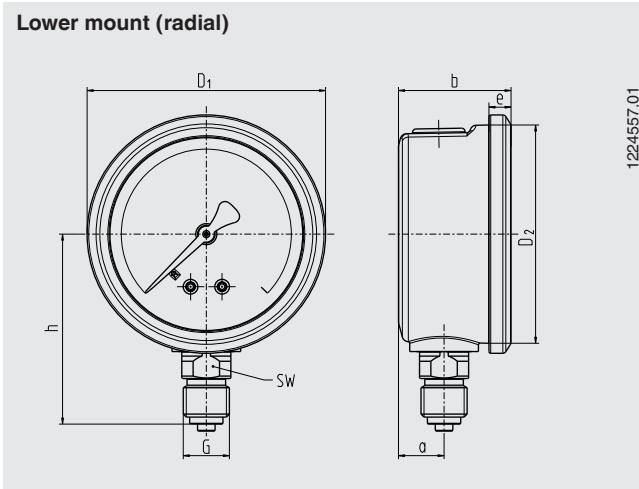
Certificates (option)

- 2.2 test report per EN 10204 (e.g. state-of-the-art manufacturing, material proof, indication accuracy)
- 3.1 inspection certificate per EN 10204 (e.g. indication accuracy)

Approvals and certificates, see website

Dimensions in mm

Standard version



NS	Dimensions in mm										Weight in kg
	a	b ±0.5	b ₂ ±0.5	D ₁	D ₂	e	f	G	h ±1	SW	
50	12	30	55	55	50	5.5	-	G ¼ B	48	14	0.15
63	13	32	56	68	62	6.5	-	G ¼ B	54	14	0.21
100	15.5	48	81.5	107	100	8	30	G ½ B	87	22	0.80

Process connection per EN 837-1 / 7.3